

STRETCH YOUR EDTECH PRACTICE

Breathe into the ISTE Standards for Educators



The ISTE Standards for Educators are a lot like yoga.

- ✓ Start where you are, get out of your comfort zone and progress at your own pace.
- ✓ Practice with others to move toward mastery.
- ✓ Don't forget to breathe!

Get the standards today at iste.org/StandardsForEducators

LEARNER

Learn from and with others and explore promising practices that leverage technology to improve student learning.

Extended Triangle Pose

Reach beyond your comfort zone to deepen your practice as you commit to continuous self-improvement.



LEADER

Seek opportunities to support student empowerment, help shape a shared vision and advocate for student equity.

Warrior I Pose

Tap into your courage and confidence as you use your strength to inspire and empower your students and colleagues.

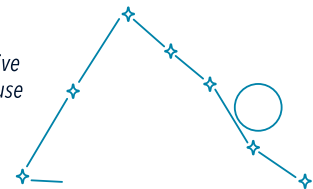


CITIZEN

Inspire students to contribute responsibly in the digital world and guide them to be curious, wise, empathetic, safe and ethical.

Downward Facing Dog

View the world from a different perspective as your students explore ethical ways to use digital tools to change the world.

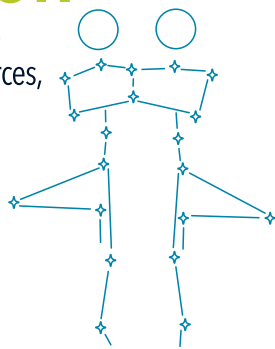


COLLABORATOR

Collaborate with others to improve practice, discover and share resources, and solve problems with others around the globe.

Partner Tree Pose

Lean on your partner to maintain your balance. If you fall out of the pose, smile and try again.

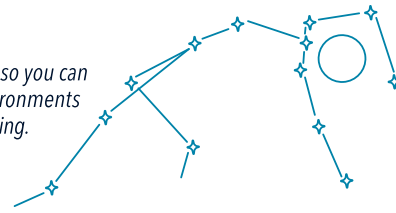


DESIGNER

Design authentic, learner-driven activities and environments that recognize and accommodate learner variability.

Wild Thing Pose

Open up to new possibilities so you can create innovative digital environments that engage and support learning.

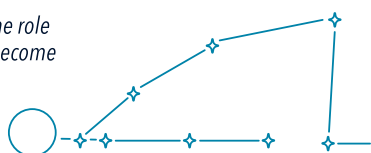


FACILITATOR

Model creative expression, empower students to take ownership of their learning and create opportunities for students to innovate and solve problems.

Bridge Pose

Lying on your back, stretch into the role of facilitator and breathe as you become more comfortable with student-driven learning.



ANALYST

Use data to drive instruction and provide alternate ways for students to demonstrate competency and use assessment data to guide progress.

Upward Facing Dog

When analyzing data to inform practice, start small and work toward greater flexibility. Focus on goals, measure progress and reach higher.



$$F = G \frac{m_1 \times m_2}{d^2}$$

$$F = G \frac{m_1 \times m_2}{d^2}$$

Enhance your educational practice with the ISTE Standards for Educators

In the first week:

- Reflect on the ISTE Standards for Educators. How are you already addressing them? Which do you find intimidating?
- Review the ISTE Standards for Students alongside the Educator Standards. Choose an indicator from the Learning Catalyst section to focus on as you deepen your practice with the Student Standards.

In the first month:

- Join the ISTE Standards Community at iste.org/community, participate in a Twitter chat, follow a blog or find a source for learning sciences research to study.
- Connect with a local educator, exchange ideas and select one to implement together.
- Review a favorite lesson and adapt it to accommodate student variability, allow for alternative ways of demonstrating competency or facilitate more self-direction in students toward the learning goals.

In six months:

- Lead a collaborative learning improvement team, host a monthly sharing session or create a mentorship system to deepen learning with technology.
- Identify a concept that students find challenging. Using the ISTE Standards for Students, rethink and redesign a learning activity on that concept, check for understanding and reflect on learning impact.
- Evaluate what data you or your systems track about your students and their learning. Think of one way you can use or improve that data through formative assessments, providing timely feedback, enhancing instruction or communicating progress to students and families.

In a year:

- Present at an edtech conference or write a series of blog posts about the changes you've made in your teaching practice with the ISTE Standards.
- Share your knowledge with your administrator and other educators in your school or district. Reflect on your current learning culture: How can you further empower your students in their learning?

Get the standards
and find other resources at
iste.org/StandardsForEducators

